




STRUCTURED LIGHT AND
LASER BEAM SHAPING SOLUTIONS

ILS: INDUSTRIAL LASER SYSTEM

TEC High Power Direct Semiconductor pattern generator provides high reliability with superior beam shaping for high signal to noise industrial applications.



FEATURES

- High Power in a Compact Size
- Superior beam shaping
- Externally focusable
- High Pointing stability
- Integrated monitoring and modulation features

APPLICATIONS

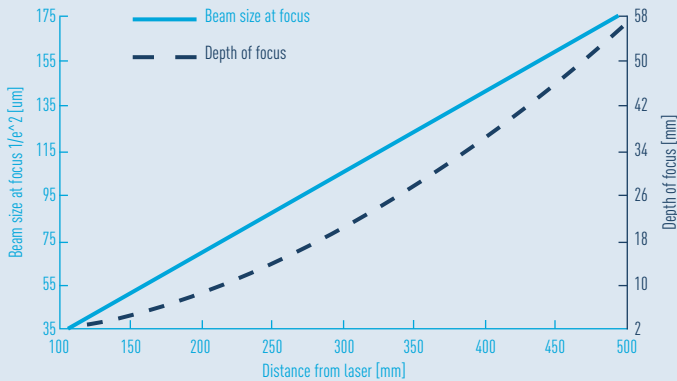
- Machine Vision
- Industrial Inspection
- Bio-medical

LASER DIODE MODELS AND FOCUSING OPTIONS

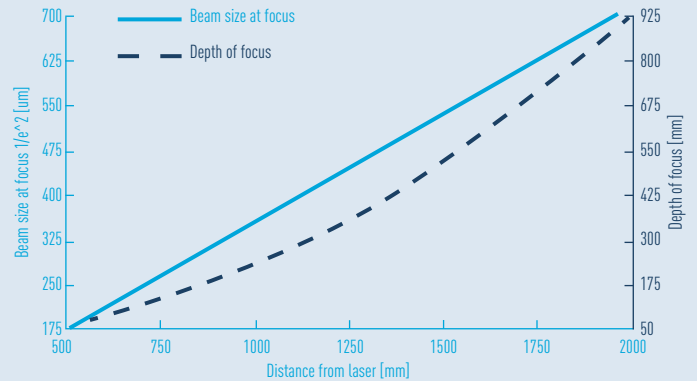
At Oselá we provide many different focusing options giving you the flexibility to choose the one that best suits your application. The ILS laser is free focusable externally without removing any optics. From the graphs below, note the beam size and Depth of Focus (DOF) values and then multiply by the K constants for the laser diode model and focus option of choice (A, C, or D).

Example: From the graphs at 400 mm working distance, Focus = 140 μ m, DOF = 36 mm. Then for Laser Model 670nm 500 mW the line thickness at focus for OPTION A will be 133 μ m (i.e. 140 μ m x 0.95). Its depth of focus will be 29.16mm (i.e. 36mm x 0.81).

SHORT RANGE



LONG RANGE

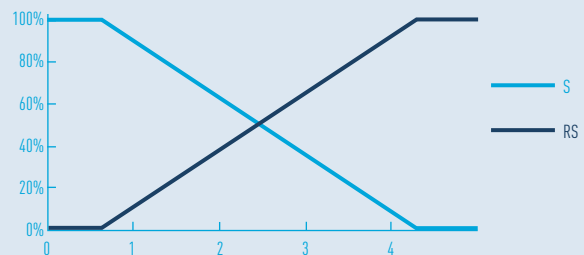


DIODE MODEL			FOCUSING & DOF OPTIONS AND CONSTANT					
WAVELENGTH (nm)	DIODE POWER (mW)	WAVELENGTH TOLERANCE (nm)	TYPE A		TYPE C		TYPE D	
			K _{FOCUS}	K _{DOF}	K _{FOCUS}	K _{DOF}	K _{FOCUS}	K _{DOF}
375	200	±5	0.5	0.47	0.28	0.15	0.73	1
	100	±10	0.64	0.72	0.36	0.23	0.93	1.52
405	175	±5	0.64	0.72	0.36	0.23	0.93	1.52
	500	±5	0.45	0.3	0.25	0.09	0.65	0.62
450	500	±10	0.64	0.65	0.36	0.21	0.94	1.38
	1000	±10	0.64	0.65	0.36	0.21	0.94	1.38
	3000	+5/-10	0.55	0.40	0.31	0.13	0.80	0.85
488	200	±5	0.65	0.62	0.37	0.19	0.94	1.3
520	1000	+5/-10	0.62	0.44	0.35	0.14	0.90	0.93
670	500 ^b	±10	0.95	0.81	0.53	0.26	1.37	1.7
	1000	±10	0.68	0.42	0.39	0.13	0.99	0.89
	1500	±10	0.68	0.42	0.39	0.13	0.99	0.89
810	500	±3	0.83	0.51	0.47	0.16	1.2	1.08
	1000	±3	0.83	0.51	0.47	0.16	1.2	1.08
	2000	±3	0.83	0.51	0.47	0.16	1.2	1.08
	3000	±3	0.83	0.51	0.47	0.16	1.2	1.08

MODULATION

The ILS can be modulated by an external 0 to 5V signal on PIN#2 of DB9 Connector. The **S type** modulation comes by default.

FUNCTION	CODE	ON	OFF
TTL	T	0 to 2V	3V to 5V
Reverse TTL	RT	3V to 5V	0 to 2V



Note: One modulation input needs to be selected, S (default), RS, T or RT

ILS SINGLE LINE GENERATOR

FIG 1 - INTENSITY DISTRIBUTION ALONG THE LINE

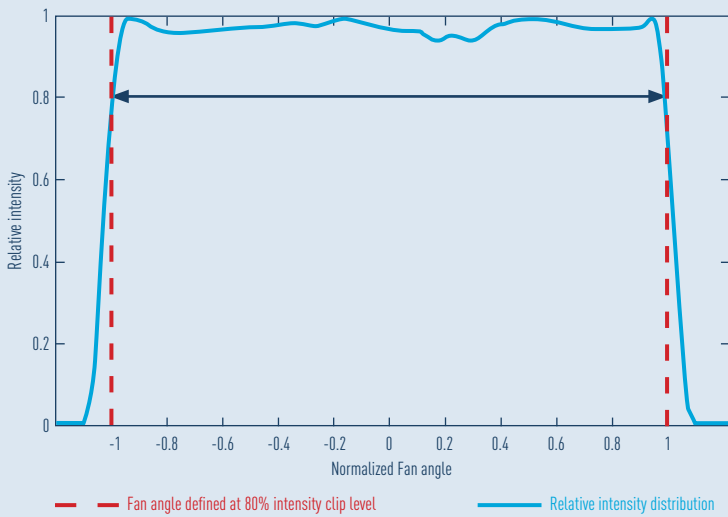
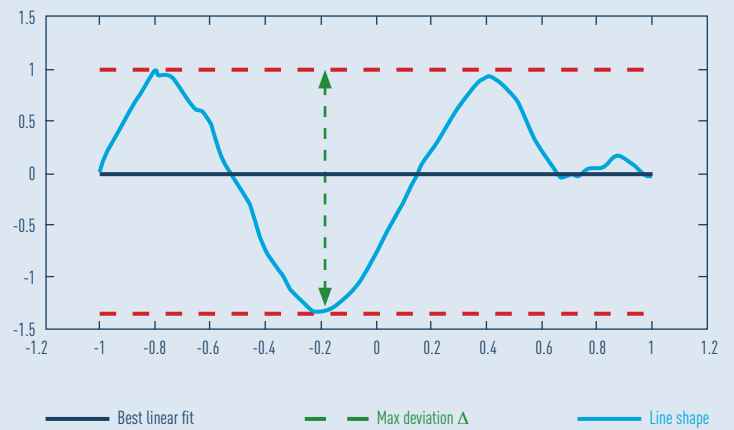


FIG 2 - LINE STRAIGHTNESS



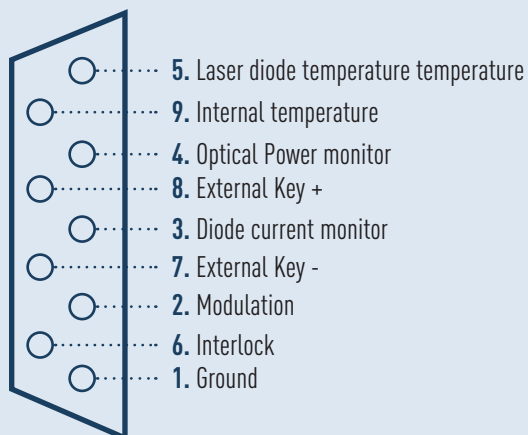
SPECIFICATIONS

SPECIFICATIONS		VALUES
Uniformity (line intensity distribution along the line) ¹	$\frac{I_{max} - I_{min}}{I_{max} + I_{min}}$	$\leq 30\%$ ($\leq 25\%$ (typical))
Relative intensity clip that define the fan angle		80%
Contained energy In the fan angle	$\frac{\text{Energy in fan angle}}{\text{total energy}}$	$\geq 95\%$
Line Straightness (deviation from the best linear fit) ¹	$\frac{\Delta}{L \text{ (line length)}}$	$\leq 0.1\%$
Fan angle		1 to 75° ² +1.0, -2° FA < 60°

¹ Uniformity and straightness are measured at 80% of the fan angle.

² Available Fan Angle (°) 1, 5, 10, 15, 20, 30, 38, 45, 60, 75, custom upon demand.

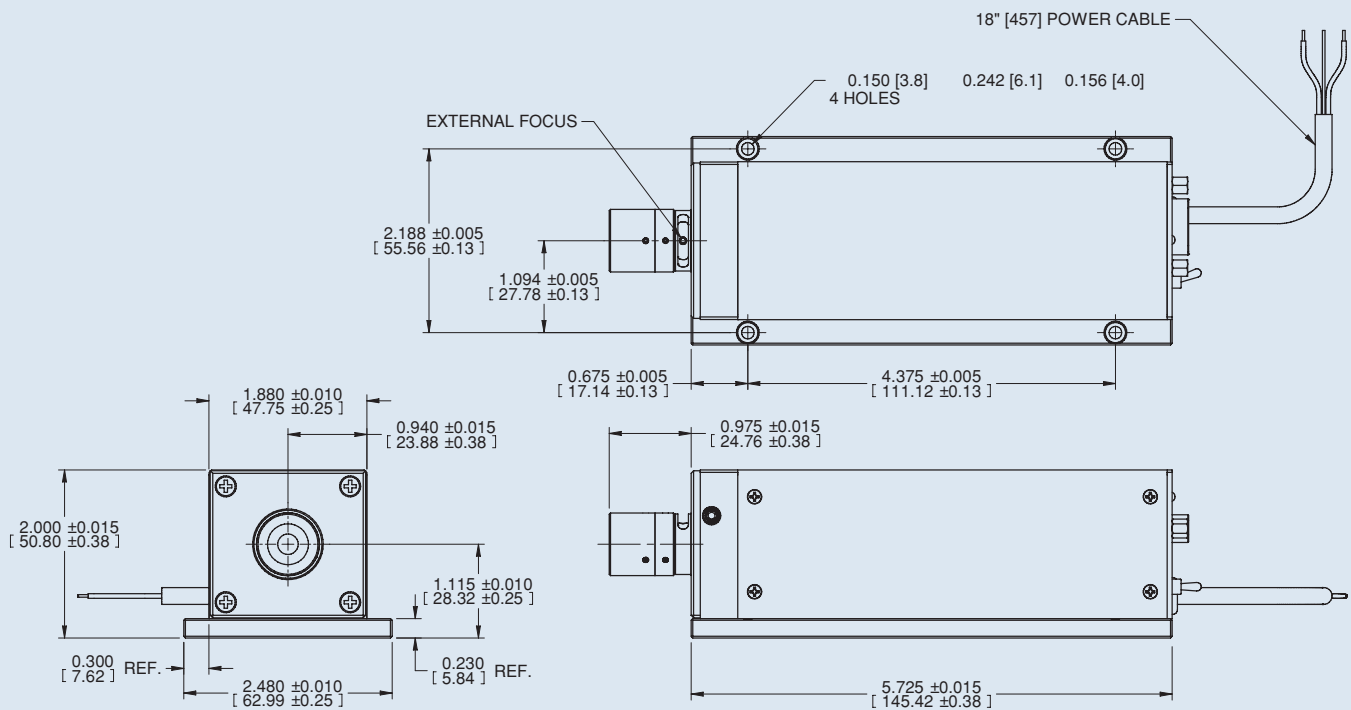
DB - CONNECTOR



SPECIFICATIONS

Bore sight (mrad)	< 3 mrad
Wavelength Drift	≈ 0.1 nm over entire operating temperature
Pointing Stability	< 6 μrad/°C
Modulation Rise/Fall time	< 5μ sec, 100% modulation depth (10 Kohm input impedance)
Protections (Built in)	ESD, Over voltage (up to 30 VDC), Over-temp Shutoff (> 50 deg C)
Long term Power stability (8 hours)	< 3 %, 2 minute warm up time
Operating Voltage	10 - 25V DC
Working Temp Range	-10 to to +50 °C (housing)
Weight	< 0.75 kg
Power Supply Cable	18 inches 3 conductors Alpha wire 5610B2001, with flying leads
ESD Protection	Level 4

MECHANICAL SPECIFICATIONS



ORDERING CODE

ILS	-	XXX	-	XXX	-	X	-	X	-	XX	-	XXX-XX	-	XXXXX
		Wavelength		Diode Power		Electronic		Focusing Option		Fan Angle		Multi beams		Option
		see table		see table		S		A		5, 10		(Optional)		SD
						RS		C		15, 20		Refer to the		
						T		D		30, 38		Multi-dots and		
						RT				45, 60		Multi-Lines		
										75		page		